

DHG



**Hydraulic
timber grabs**


DEHACO

English



Dehaco hydraulic timber grabs

The Dehaco timber grabs are the result of the experience that Dehaco has gained in more than 30 years. The weight of the grabs is relatively low and the volume is large, and yet they are very powerful, reliable and user friendly.

This brochure provides an overview of the different models, the possible applications and technical specifications.

Models with a slewing ring have an unprecedented manoeuvrability, due to a 360° hydraulic rotation. The dust seal of the hinges provides a lasting, trouble-free operation.

From the DHG602-R up, all models are provided with two rotation motors, ensuring a much better distribution of forces on the slewing ring. The models upwards from DHG802 are made with two cylinders for an optimum power distribution, allowing the shells to close simultaneously.

Rental is a good way to discover what Dehaco's grabs are capable of.

A guide with rental equipment can be found on our website: www.dehaco.nl



Chapter	Page
Features of hydraulic timber grabs	4-5
Timber grabs with and without rotation	6-7
Timber grabs 7-teeth with and without rotation	8-9
Adapters	10-11

Features

Hydraulic timber grabs

360° hydraulic rotation

High manoeuvrability due to 360° hydraulic rotation - DSG-R

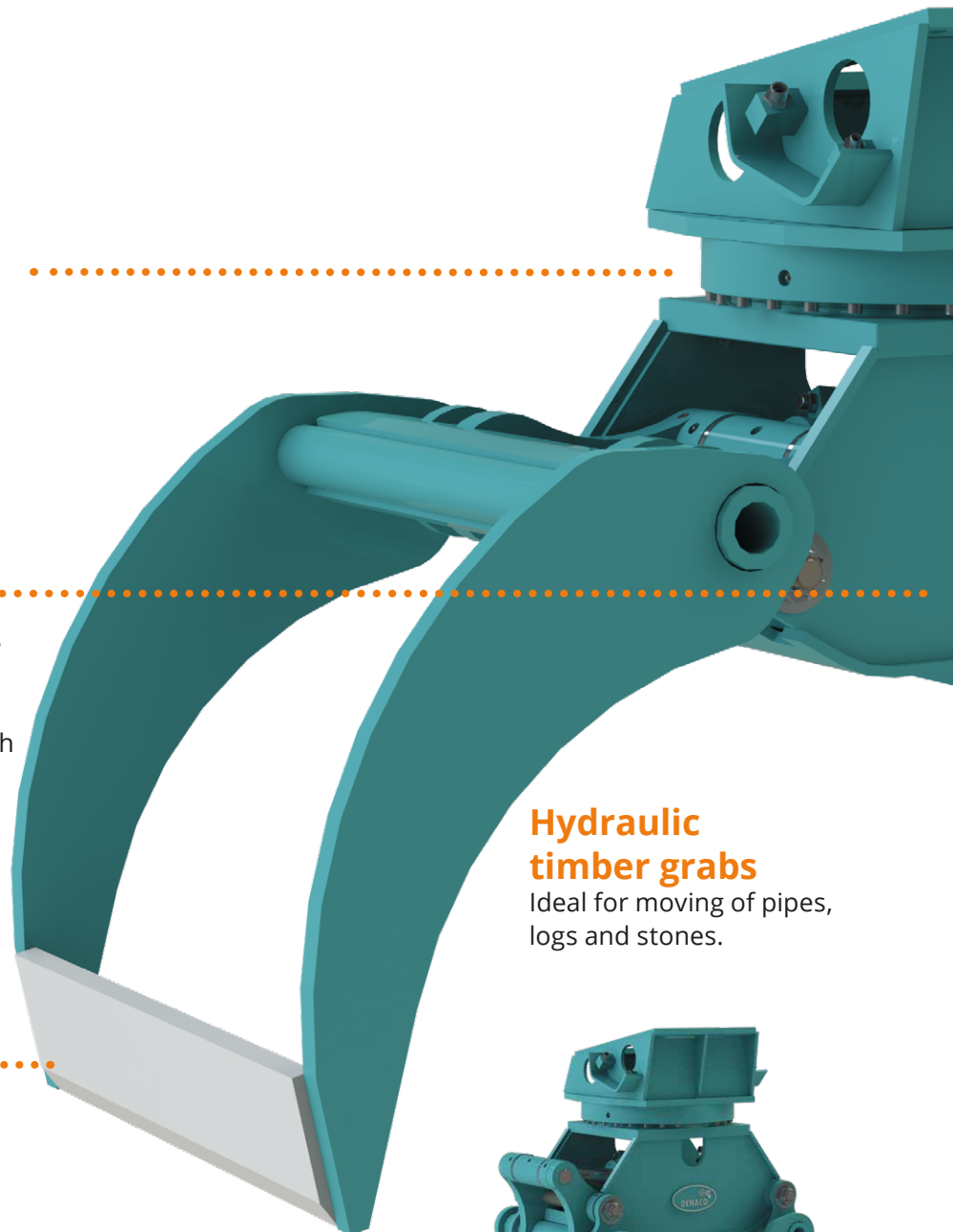
Dual rotation motors

From the DHG603-R up, all models are equipped with dual rotation motors. A great benefit of this is that power distribution on the slewing ring is much better.

Wear-resistant Hardox 400 cutting Edges


Hydraulic timber grabs

Ideal for moving of pipes, logs and stones.



Optional

- Available with load holding valve
- Sprayed in the required colour
- Doubling of the rotation motors



Slewing ring

All DHG-R timber grabs are equipped with an substantial slewing ring. As a result, all models are ultimately suitable for the heaviest applications, even for demolition work.

Optimum power distribution due to double cylinder

From the DHG802 up, all models are equipped with two cylinders. Consequently the power distribution is much better on the shells, as a result of which they close simultaneously.



Minimum wear and tear

Due to the special cylinder design and the equaliser, movement is kept to a minimum, resulting in almost no wear to the internal hoses.



Cylinders with cushion dampening

DHG timber grabs cylinders are equipped with cushion dampening, resulting in the shells closing without creating shocks to the excavator or damage to the main frame of the grab.


Hydraulic timber grabs 7-teeth

Ideal for debris, scrap, stumps and shrubs.



Hydraulic timber grabs

DHG150-R - DHG2700-R with rotation



Technical specifications

		DHG150-R	DHG300-R	DHG400-R	DHG450-R	DHG452-R
Carrier weight class ⁽¹⁾	t	1,2-3	3,5-5	4-6	5-8	6-11
Operational weight ⁽²⁾	kg	150	200	330	350	450
Nr. of cylinders		1	1	1	1	1
Nr. of rotation motors		1	1	1	1	1
Operating pressure	bar	300	300	300	300	320
Operating pressure rotation	bar	170-210	170-210	190-210	190-210	190-210
Oil flow	l/min	25	25	50	50	70
Oil flow rotation	l/min	10	10	12	12	15
Shell width wide A	mm	450	450	550	550	550
Shell width small B	mm	400	400	500	500	500
Width opened C	mm	1.100	1.100	1.540	1.540	1.540
Height D	mm	765	780	1.000	1.000	1.100
Minimum diameter E	mm	80	80	70	70	70
Closing force	kN	15	15	24	24	24
Article number		1410.0006	1410.0050	1410.0005	1410.0011	1410.0009


DHG150-F - DHG1202-F without rotation



Technical specifications

		DHG150-F	DHG450-F	DHG602-F	DHG804-F	DHG1202-F
Carrier weight class ⁽¹⁾	t	1,2-3	5-8	10-16	12-20	17-28
Operational weight ⁽²⁾	kg	110	280	506	720	1.200
Nr. of cylinders		1	1	2	2	2
Operating pressure	bar	300	300	350	350	350
Oil flow	l/min	25	50	100	120	160
Shell width wide A	mm	450	550	515	735	910
Shell width small B		400	500	435	635	810
Width opened C	mm	1.100	1.540	2.050	2.050	2.250
Height D	mm	765	1.000	1.350	1.340	1.550
Minimum diameter E	mm	80	70	120	125	200
Closing force	kN	15	24	35	46	68
Artikelnummer		1410.0024	1410.0028	1410.0014	1410.0019	1410.0044

DHG




DHG602-R	DHG802-R	DHG1102-R	DHG1202-R	DHG1802-R	DHG1900-R	DHG2700-R
10-16	12-20	16-24	17-28	24-35	25-38	30-50
800	1.000	1.000	1.500	1.600	1.800	2.900
1	2	2	2	2	2	2
2	2	2	2	2	2	2
350	350	350	350	350	350	350
190-210	190-210	190-210	190-210	190-210	190-210	190-210
100	120	120	160	160	160	200
25	25	35	35	35	35	40
515	735	910	910	910	910	12.00
435	635	650	810	810	810	1.000
2.050	2.050	2.050	2.250	2.250	2.250	2.850
1.350	1.340	1.340	1.550	1.550	1.550	1.900
120	125	125	200	200	200	225
35	46	46	68	68	68	90
1410.0003	1410.0022	1410.0040	1410.0008	1410.0048	1410.0018	1410.0007



- (1) Weights only apply to standard carriers. Each deviation must be agreed upon with Dehaco and/or manufacturer of the carrier prior to assembly.
- (2) Net weight including top bracket (approximate).

Hydraulic timber grabs 7-teeth

DHG150-7T-R - DHG1900-7T-R with rotation



Technical specifications

		DHG150-7T-R	DHG300-7T-R	DHG400-7T-R	DHG450-7T-R
Carrier weight class ⁽¹⁾	t	1,5-4	3,5-5	4-6	5-8
Operational weight ⁽²⁾	kg	160	210	380	400
Nr. of cylinders		1	1	1	1
Nr. of rotation motors		1	1	1	1
Operating pressure	bar	300	300	300	300
Operating pressure rotation	bar	170-210	170-210	190-210	190-210
Oil flow	l/min	30	30	50	50
Oil flow rotation	l/min	10	10	12	12
Shell width wide A	mm	450	450	735	735
Shell width small B	mm	330	330	500	500
Width opened C	mm	1.100	1.100	1.540	1.540
Height D	mm	765	780	1.000	1.000
Minimum diameter E	mm	80	80	70	70
Closing force	kN	15	15	24	24
Article number		1410.0023	1410.0051	1410.0027	1410.0029

Hydraulic timber grabs 7-teeth

DHG150-7T-R - DHG1202-7T-R without rotation



Technical specifications

		DHG150-7T-F	DHG450-7T-F	DHG602-7T-F	DHG804-7T-F	DHG1202-7T-F
Carrier weight class ⁽¹⁾	t	1,5-4	5-8	10-16	12-20	17-28
Operational weight ⁽²⁾	kg	120	330	680	840	1.400
Nr. of cylinders		1	1	2	2	2
Operating pressure	bar	300	300	350	350	350
Oil flow	l/min	30	50	100	120	170
Shell width wide schaal A	mm	450	735	800	910	1.230
Shell width small schaal B		330	500	535	650	840
Width opened C	mm	1.100	1.540	2.050	2.050	2.250
Height D	mm	765	1.000	1.350	1.340	1.550
Minimum diameter E	mm	80	70	120	125	200
Closing force	kN	15	24	35	46	68
Article number		1410.0025	1410.0030	1410.0001	1410.0038	1410.0012



DHG



DHG452-7T-R	DHG602-7T-R	DHG802-7T-R	DHG1102-7T-R	DHG1202-7T-R	DHG1802-7T-R	DHG1900-7T-R
6-11	10-16	12-20	16-24	17-28	20-25	25-38
500	920	1.100	1.150	1.700	1.800	2.050
1	2	2	2	2	2	2
1	2	2	2	2	2	2
320	350	350	350	350	350	350
190-210	190-210	190-210	190-210	190-210	190-210	190-210
70	100	120	120	170	170	170
15	25	25	35	35	35	35
735	800	910	910	1.230	1.230	1.230
500	535	650	650	840	840	840
1.540	2.050	2.050	2.050	2.250	2.250	2.250
1.100	1.350	1.340	1.340	1.550	1.550	1.550
70	120	125	125	200	200	200
24	35	46	46	68	68	68
1410.0033	1410.0016	1410.0017	1410.0042	1410.0045	1410.0049	1410.0047



- (1) Weights only apply to standard carriers. Each deviation must be agreed upon with Dehaco and/or manufacturer of the carrier prior to assembly.
- (2) Net weight including top bracket (approximate).


Hydraulic grabs

Adapters


Suspension systems are available for any type of excavator and weight class. In Dehaco's range you can find the following adapters:

- CW Verachttert adapter
- OilQuick adapter
- Steelwrist adapter
- Open S adapter
- Lehnhoff MS adapter
- Engcon S adapter
- Hydrema adapter
- Terex Fuchs MHL adapter
- Hitachi ZX adapter
- Atlas TC adapter
- Liebherr LH adapter

Is your adapter not listed?
Ask us about the possibilities!



■ CW Verachttert universal suspension




■ Flat top bracket

CW Verachttert



Oilquick OQ80





- Suspension with **fixed pins** for universal quick coupler.
Example: Open S, Engcon S-, Hydrema, Lehnhoff.



- Suspension with **loose pins** for suspension with direct connection.
Example: Terex Fuchs, Hitachi, Liebherr.



- Attachment brackets for hydraulic quick coupler systems



- OilQuick



- Lehnhoff



Engcon S



Lehnhoff


Dehaco Products



Hydraulic Attachments

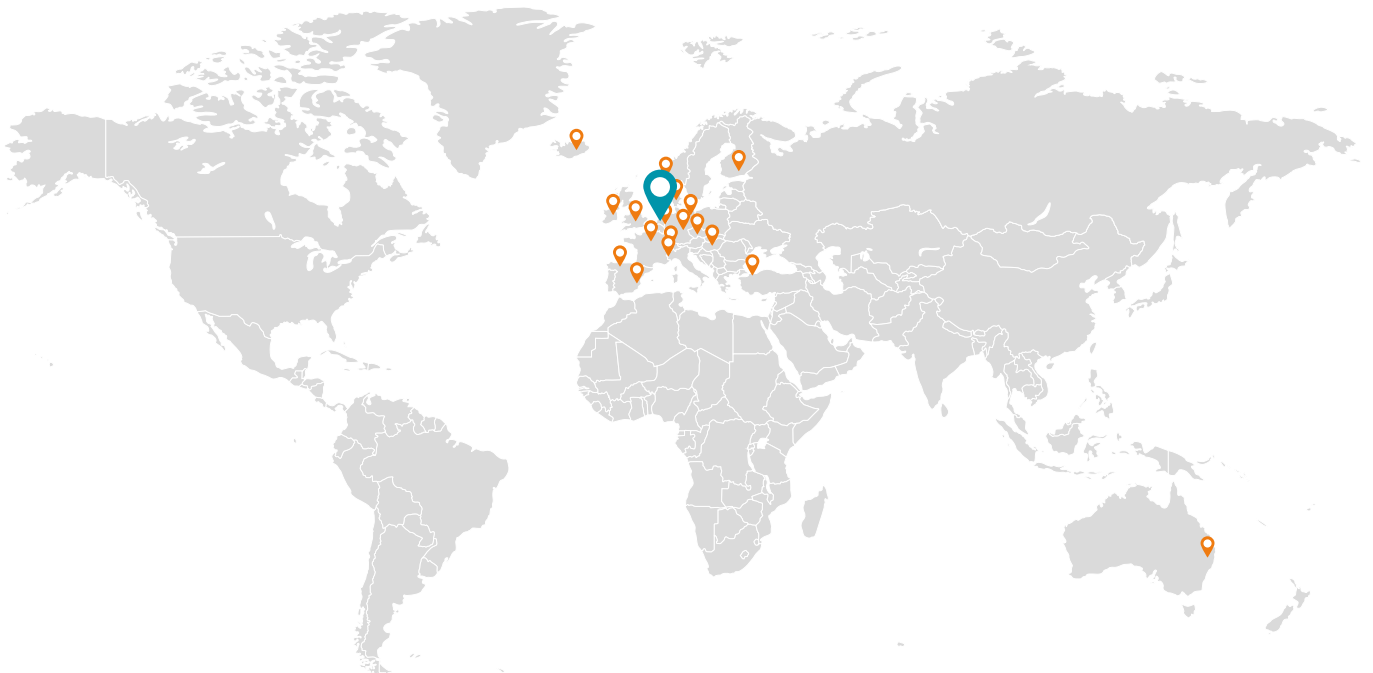


Dust suppression systems



Safety Products

For more information contact your dealer:



Copyright 2022, Dehaco B.V.

Dehaco reserves the right to develop and alter products without further notice.
Misprints and printing errors reserved.
The colour of the products may vary slightly from those shown in this brochure.

